

PCA 2019 National Specialty Merchandise




1 Gildan® - Ultra Cotton® 100% Cotton Unisex T-Shirt. 2000 Price: \$27.00



6.1-ounce, 100% cotton)

- Seamless double-needle 7/8" collar
- Double-needle sleeves and hem
- Taped neck and shoulders

COLOR INFORMATION



*Not all sizes are available in every color.

SIZE CHART

	S	M	L	XL	2XL	3XL	4XL
Chest	34-36	38-40	42-44	46-48	50-52	54-56	58-60




2 Ultra Cotton® 100% Cotton Men's Long Sleeve T-Shirt. G2400 Price: \$32.00



- 6-ounce, 100% cotton
- 99/1 cotton/poly (Ash)
- Double-needle neck and hem
- Taped neck and shoulders
- Rib knit cuff

COLOR INFORMATION



*Not all sizes are available in every color.

SIZE CHART

	S	M	L	XL	2XL	3XL	4XL
Chest	34-36	38-40	42-44	46-48	50-52	54-56	58-60

PORT & COMPANY®

3 Port & Company® Ladies Long Sleeve Core Cotton Tee. LPC54LS Price: \$32.00

















An indispensable t-shirt in our classic silhouette--with a very friendly price.

- 5.4-ounce, 100% cotton
- 90/10 cotton/poly (Athletic Heather)
- 50/50 cotton/poly (Dark Heather Grey, Heather Navy, Neon Pink)
- Side seamed with a contoured body for a feminine fit

- Open hem cuffs

Ladies Sizes: XS-4XL

Colors:

-  Aquatic Blue  Athletic Heather  Maroon  Candy Pink  Charcoal  Jet Black  Kelly
-  Light Blue  Navy
-  Neon Pink  Purple  Red  Royal  White

PRODUCT MEASUREMENTS

	XS	S	M	L	XL	XXL	3XL
Bust	18 1/2	19 1/2	20 1/2	22	23 1/2	25	27
Body Length	26	26 1/2	27	28	29	30	30 1/2
Sleeve From Shoulder	32	32 1/2	33	33 1/2	34	34 1/2	35

PORT AUTHORITY.

4 Port Authority® Men's Fleece Vest. F219 **Price: \$45.00**



Ready for layering, this super soft, midweight fleece vest. 13.8-ounce, 100% polyester

- Twill-taped neck
- Reverse coil zipper
- Chin guard
- Bungee cord zipper pulls
- Tricot-lined armholes
- Front zippered pockets
- Open hem with drawcord and toggles for adjustability

COLOR INFORMATION

-  Black
-  Iron Grey
-  True Navy
-  True Red
-  True Royal
-  Forest Green

SIZE CHART

	XS	S	M	L	XL	2XL	3XL	4XL	5XL
Chest Size (inches)	32-34	35-37	38-40	41-43	44-46	47-49	50-53	54-57	58-60

5 Port Authority® Ladies Fleece Vest. L219 Price: \$45.00



This exceptionally soft, midweight fleece jacket will keep you warm during everyday excursions and it's offered at an unbeatable price.

- 13.8-ounce, 100% polyester
- Twill-taped neck
- Reverse coil zipper
- Chin guard
- Knotted zipper pulls
- Front zippered pockets
- Open cuffs

Ladies Sizes: XS-4XL

-  Black  Iron Grey  Navy  Red  Royal Blue  White

PRODUCT MEASUREMENTS

	XS	S	M	L	XL	XXL	3XL
Size	2	4/6	8/10	12/14	16/18	20/22	24/26
Bust	18	19	20	21 1/2	23	24 1/2	26 1/2
Sleeve Length	32	32 1/2	33	33 5/8	34 1/4	34 7/8	35 1/4
Body Length at Back	26	26 1/2	27	27 1/2	28	28 1/2	29

PORT AUTHORITY.

6 Port Authority® Men's Fleece Jacket. F217 Price: \$50.00



This exceptionally soft, midweight fleece jacket will keep you warm.

- 13.8-ounce, 100% polyester
- Twill-taped neck
- Reverse coil zipper
- Chin guard
- Bungee cord zipper pulls
- Front zippered pockets
- Open cuffs
- Open hem with drawcord and toggles for adjustability

COLOR INFORMATION



SIZE CHART

	XS	S	M	L	XL	2XL	3XL	4XL	5XL
Chest Size (inches)	32-34	35-37	38-40	41-43	44-46	47-49	50-53	54-57	58-60

7 Port Authority® Ladies Fleece Jacket. L217 Price: \$50.00












This exceptionally soft, midweight fleece jacket will keep you warm during everyday excursions and it's offered at an unbeatable price.

- 13.8-ounce, 100% polyester
- Twill-taped neck
- Reverse coil zipper

- Chin guard
- Knotted zipper pulls
- Front zippered pockets
- Open cuffs

Ladies Sizes: XS-4XL

-  Black  Deep Smoke  Forest Green  Insignia Blue  Maroon  Navy  Red
-  Royal Blue  Hibiscus

PRODUCT MEASUREMENTS

	XS	S	M	L	XL	XXL	3XL
Size	2	4/6	8/10	12/14	16/18	20/22	24/26
Bust	18	19	20	21 1/2	23	24 1/2	26 1/2
Sleeve Length	32	32 1/2	33	33 5/8	34 1/4	34 7/8	35 1/4
Body Length at Back	26	26 1/2	27	27 1/2	28	28 1/2	29






8 SpotShield™ 5.6-Ounce Men’s Jersey Knit Sport Shirt. 437M Price: \$35.00



- 5.6-ounce, 50/50 cotton/poly preshrunk jersey with stain resistant finish
- SpotShield™ fabric repels water and most oil-based spills
- Welt knit collar that resists curling
- Tag-free label
- 2-button placket with bottom box reinforcement
- Pearlized buttons
- Rib knit cuffs
- Double-needle hem

COLOR INFORMATION

-  Ash
-  Black
-  Deep Purple
-  Forest
-  Gold
-  Maroon
-  Navy
-  Royal
-  TrueRed
-  White

*Not all sizes are available in every color.

SIZE CHART

	S	M	L	XL	2XL	3XL
Chest	34-36	38-40	42-44	46-48	50-52	54-56

9 Port Authority® Ladies Silk Touch™ Polo. L500 Price: \$35.00

An enduring favorite, our comfortable classic polo is anything but ordinary. With superior wrinkle and shrink resistance, a silky soft hand and an incredible range of styles, sizes and colors, it's a first-rate choice for just about any group.



- 5-ounce, 65/35 poly/cotton pique
- Flat knit collar and cuffs
- Metal buttons with dyed-to-match plastic rims
- Double-needle armhole seams and hem
- Side vents

Ladies Sizes: XS-6XL

-  Black  Purple  Gold  Lavender  Berry  Hibiscus  Kelly Green  Light Blue
-  Pink
-  Navy  Red  Royal Blue  Turquoise  White  Banana

PRODUCT MEASUREMENTS

	XS	S	M	L	XL	XXL	3XL	4XL	5XL
Bust	18 1/2	19 1/2	20 1/2	22	23 1/2	25	27	29	31
Sleeve Length	15 1/4	15 3/4	16 1/4	16 7/8	17 1/2	18 1/8	18 3/4	19 3/8	19 3/8
Body Length at Back	26	26 1/2	27	27 1/2	28	28 1/2	29	29 1/2	30



10 Essential Fleece Unisex Crewneck Sweatshirt. PC90 Price: \$37.00



- 9-ounce, 50/50 cotton/poly fleece
- Air jet yarn for a soft, pill-resistant finish

COLOR INFORMATION



SIZE CHART

	S	M	L	XL	2XL	3XL
Chest	35-37	38-40	41-43	44-46	47-49	50-53

PORT AUTHORITY.

11 Port Authority® On-The-Go Tote. BG411 Price: \$30.00



With two large end pockets for newspapers, magazines, umbrellas and more, this sturdy zip-top tote keeps everything organized for an easier commute.

- 300 denier polyester canvas body, 600 denier polyester canvas bottom
- Zippered top closure
- Reinforced over-the-shoulder length web handles
- Dimensions: 14"h x 13"w x 6.5"d, Approx. 1,183 cubic inches

Colors:



Black/Black



Red / Black



Charcoal / Black



Aqua / Black



Royal / Black

PORT AUTHORITY.

12 Port Authority® Full-Length Two-Pocket Bib Apron. A600

Price:\$30.00



This durable, full-length apron provides ample coverage and has two pockets to keep tools and essentials organized.

- 7-ounce, 65/35 poly/cotton twill
- Adjustable neck strap
- Two front patch pockets, pen pocket
- Self-fabric ties
- Measures: 22"w x 30"l

COLOR INFORMATION



PORT AUTHORITY.

13 Port Authority® Core Fleece Blanket. BP60 Price: \$30.00



- 9-ounce, 100% polyester fleece
- Fully hemmed
- Dimensions: 50" x 60"

COLOR INFORMATION



PORT & COMPANY®

14 Long Sleeve Men's Denim Shirt. SP10 Price: \$42.00



With sturdy construction, a generous cut and soft garment washing. CARE INSTRUCTIONS Machine wash cold with like colors. Do not bleach. Tumble dry low. Warm iron if necessary.

- 6.5-ounce, 100% cotton
- Double-needle stitching throughout
- Button-down collar
- Horn-tone buttons
- Left chest pocket
- Button-through sleeve plackets
- Adjustable cuffs
- Shirrtail hem
- Due to special finishing process, colors may vary.

COLOR INFORMATION



SIZE CHART

	XS	S	M	L	XL	2XL	3XL	4XL	5XL
Chest	32-34	35-37	38-40	41-43	44-46	47-49	50-53	54-57	58-60
Neck	14 1/2 - 15	15 - 15 1/2	15 1/2 - 16	16 - 16 1/2	16 1/2 - 17	17 - 17 1/2	17 1/2 - 18	18 - 18 1/2	18 1/2 - 19
Arm	30 1/2	32	34	35	36 1/2	37 1/2	38 1/2	39 1/2	40 1/2

15 Port & Company® - Ladies Long Sleeve Denim Shirt. LSP10 Price: \$42.00



With sturdy construction, a generous cut and soft garment washing, our Value Denim shirt won't stretch your budget.

- 6.5-ounce, 100% cotton
- Double-needle stitching throughout
- Traditional, relaxed look
- Open collar
- Horn-tone buttons
- Rounded adjustable cuffs
- Due to special finishing process, colors may vary.

Ladies Sizes: XS-4XL

COLOR INFORMATION



	XS	S	M	L	XL	XXL	3XL
Bust	18 1/2	20 1/2	21 1/2	23 1/2	25 1/2	27	28 1/2
Sleeve Length	31 1/4	32	32 1/2	33	33 1/2	34 1/4	35
Body Length at Back	26	26 1/2	27	27 1/2	28	30	31 1/2